



JOKTAN T. CABINETRY  
kitchens and bathrooms



**STYLES**



## The Right Style For Your Lifestyle.

We offer a range of door styles and finishes, allowing you to create any look you can dream up – traditional to modern and every style in-between. Natural Wood and Deluxe Veneers, contemporary materials and acrylics, the most popular Thermofoils and Textured Melamines, and fashionable, quick-turnaround Eurotek. Wood finishes include designer stains and paints, custom paint colors, glazes, Linen glazes, and a selection of distressing techniques.

JT Cabinetry full-access cabinetry offers more storage space, easier access to contents, and a 100-year limited warranty – the best in the industry. With most styles you have a choice of cabinet materials including All-Plywood construction. Soft close doors and drawers – in classic Wood Dovetail and state-of-the-art Metal – are standard, and many of our designer-preferred custom modifications are available at no charge. Work with your JT Cabinetry designer to create affordable, custom-designed living spaces that reflect your personality.

### Wood Program

Classic, Natural Beauty

### Deluxe Veneer Program

Exotic and Sustainable

### Thermofoil Program

Easy Care and Value

### UltraLux Program

Super Contemporary

### Textured Melamine Program

Today's Look and Feel

### Eurotek Program

High Style, High Value

### Metal Program

Kitchen Jewelry

### Glass Options

Show Off A Little

### Doors and Drawers

Smooth, Quiet Operation

### Construction Options

Style Meets Performance

### Full Access Advantages

Cleaner Look, More Storage

## Try Before You Buy

Live with your favorites before you decide. With JT Cabinetry super-fast Sample Program you can hold samples of your favorite door styles and finishes in about a week.





# Wood Program

Wood is the most traditional choice for cabinet doors. Our Wood Program provides an incredible range of options that are relevant to today's design and architectural styles. You can achieve almost any look or ambiance you want by marrying the door styles, colors, and finishes that excite you.

Our selection of door styles is diverse: simple, traditional, ornate, multi-dimensional, raised panels, recessed panels, wide stiles, thin

stiles, slats and more. And keep in mind each door can provide a very different look depending on the colors, finishes and drawer fronts you combine.

Because they are a natural material, wood doors add an overall softness to kitchens, yet are strong and durable. Enhance their natural beauty with stains and finishes that allow the unique characteristics of your wood species to come through, like knots, color variations, and grain

### AVAILABLE SPECIES:

O = Oak, M = Maple, C = Cherry, RC = Rustic Cherry, A = Alder, RA = Rustic Alder, RB = Red Birch, W = Walnut, MDF = Medium Density Fiberboard

patterns. Or have your doors painted for a bolder, more consistent color presentation, still awarding you with wood's comfortable attitude.

Need a little more character than a stain or paint can provide? Check out our low charge specialty glaze and

distressed finishes to further influence the look of your cabinetry. Create exactly what you want, and stay on budget.

There are many reasons to choose wood doors, including affordability. We have wood styles in every price range. That's excellent news because your cabinet doors will have the most significant impact on the look and feel of your kitchen.

### Slab Wood Door Styles



**APEX**  
1/8" Round Over,  
Paint & Linen Only  
Shown in Eggshell  
MDF



**RICHMOND II**  
Shown in Walnut, Natural  
O M C W



**SLAB**  
Shown in Oak, Storm Grey  
O M C

### Recessed Panel Wood Door Styles



**AMHERST**  
Shown in Cherry, Caramel  
O M C RC A RA RB



**ANDOVER**  
Shown in Beach White  
O M C A RB



**ANDOVER**  
5-PC DRAWER FRONT  
Shown in Maple, Briarwood,  
Brown Glaze  
O M C A RB



**AVON**  
Shown in Simply White  
O M C A RB MDF



**AVON**  
5-PC DRAWER FRONT  
Shown in Wings  
O M C A RB MDF



**AVON WIDE**  
Shown in Arctic White  
O M C A RB MDF



**AVON WIDE**  
5-PC DRAWER FRONT  
Shown in Arctic White  
O M C A RB MDF



**BOCA RATON**  
5-PC DRAWER FRONT  
Shown in Cherry, Wenge  
O M C



**BRECKENRIDGE**  
Shown in Maple, Nutmeg,  
Brown Glaze  
O M C RC A RA RB



**BRECKENRIDGE WIDE**  
Shown in Maple, Golden,  
Mocha Glaze  
O M C RC A RA RB

Recessed Panel Wood Door Styles, cont.



**BRISTOL**  
Shown in Cherry,  
Chocolate  
O M C A RB



**BRISTOL**  
5-PC DRAWER FRONT  
Shown in Beach White  
O M C A RB



**BROADVIEW**  
Shown in Alder,  
Storm Grey  
O M C A RB



**BROADVIEW**  
5-PC DRAWER FRONT  
Shown in Cherry,  
Peppercorn  
O M C A RB



**CARNEGIE**  
Shown in Cherry, Amber,  
Brown Glaze  
O M C A



**CHARLOTTE**  
Shown in Maple, Golden  
O M C A RB



**CHARLOTTE**  
5-PC DRAWER FRONT  
Shown in Maple, Saddle  
O M C A RB



**CHESAPEAKE**  
Shown in Mineral Grey  
O M C A RB



**CHESAPEAKE**  
5-PC DRAWER FRONT  
Shown in Bottle Green  
O M C A RB

**AVAILABLE SPECIES:**

- O = Oak
- M = Maple
- C = Cherry
- RC = Rustic Cherry
- A = Alder
- RA = Rustic Alder
- RB = Red Birch
- W = Walnut
- MDF = Medium Density Fiberboard



**CORONA**  
Shown in Cherry,  
Saddle, Nickel Glaze  
O M C RC A RA RB



**CRYSTAL LAKE**  
Shown in Maple, Nutmeg  
O M C RC A RA RB



**CRYSTAL LAKE**  
5-PC DRAWER FRONT  
Shown in Malted Brie  
O M C RC A RA RB



**DAYTONA**  
Shown in Maple, Natural  
O M C A RB



**DAYTONA**  
5-PC DRAWER FRONT  
Shown in Maple, Saddle  
O M C A RB



**DENNISON**  
Shown in Black  
O M C A RB



**DENNISON**  
5-PC DRAWER FRONT  
Shown in Cherry, Golden  
O M C A RB



**ENGLEWOOD**  
Shown in Beach White,  
Mocha Glaze  
O M C A RB



**ENGLEWOOD**  
5-PC DRAWER FRONT  
Shown in Network Grey,  
Brown Glaze  
O M C A RB



**FRISCO**  
Shown in Maple,  
Briarwood  
O M C



Recessed Panel Wood Door Styles, cont.



**HAMPTON**  
Shown in Maple, Natural  
O M C A RB




**HAMPTON**  
5-PC DRAWER FRONT  
Shown in Stone,  
Brown Glaze  
O M C A RB



**FREEDOM**  
Shown in Cherry, Chestnut  
O M C RC A RA RB



**KIAWAH**  
Shown in Cherry, Caramel  
M C



**KIAWAH**  
5-PC DRAWER FRONT  
Shown in Cherry,  
Peppercorn  
M C



**LAKEWAY**  
Shown in Mineral Grey,  
Brown Linen  
O M C A RB



**LAKEWAY**  
5-PC DRAWER FRONT  
Shown in Pebble Grey  
O M C A RB



**LAFAYETTE**  
Shown in Maple,  
Coastal Grey, Mocha Glaze  
O M C A RB



**LAFAYETTE**  
5-PC DRAWER FRONT  
Shown in Cherry,  
Nutmeg, Brown Glaze  
O M C A RB



**LAUDERDALE**  
Shown in Maple, Nutmeg  
O M C A RB



**LAUDERDALE**  
5-PC DRAWER FRONT  
Shown in Melted Brie  
O M C A RB



**MARSHALL**  
Shown in Cherry,  
Platinum Grey  
O M C A RB W



**MARSHALL**  
5-PC DRAWER FRONT  
Shown in Walnut, Natural  
O M C A RB W



**OAKLAND PARK**  
Shown in Maple, Chocolate  
O M C A RB



**OAKLAND PARK**  
5-PC DRAWER FRONT  
Shown in Lunar Gray,  
Brown Linen  
O M C A RB



**PLAINVIEW**  
Shown in Maple, Amber  
O M C A RB



**PLAINVIEW**  
5-PC DRAWER FRONT  
Shown in Melted Brie  
O M C A RB



**PLAINVIEW WIDE**  
Shown in Arctic White  
O M C A RB



**PLAINVIEW WIDE**  
5-PC DRAWER FRONT  
Shown in Cherry, Caramel  
O M C A RB

**AVAILABLE SPECIES:**

- O = Oak
- M = Maple
- C = Cherry
- RC = Rustic Cherry
- A = Alder
- RA = Rustic Alder
- RB = Red Birch
- W = Walnut
- MDF = Medium Density Fiberboard

Recessed Panel Wood Door Styles, cont.



**PLANTATION**  
Shown in Oak, Cocoa  
O M C RC A RA RB



**PLANTATION**  
5-PC DRAWER FRONT  
Shown in Beach White  
O M C RC A RA RB



**RIDGECREST**  
Shown in Pebble Grey  
O M C A RB



**RIDGECREST**  
5-PC DRAWER FRONT  
Shown in Moon Bay  
O M C A RB



**ROCKFORD**  
Shown in Stone  
O M C A RB



**ROCKFORD**  
5-PC DRAWER FRONT  
Shown in Arctic White,  
Nickel Linen  
O M C A RB



**SAGAMORE**  
Shown in Cherry, Amber  
O M C RC A RA RB



**SAGAMORE**  
5-PC DRAWER FRONT  
Shown in Alder,  
Storm Grey  
O M C RC A RA RB



**SARASOTA**  
Shown in Oak, Storm Grey  
O M C RC A RA RB



**SARASOTA**  
5-PC DRAWER FRONT  
Shown in Oak, Nutmeg  
O M C RC A RA RB



**SHAKER**  
Shown in Walnut,  
Peppercorn  
O M C A RB W MDF



**SHAKER**  
5-PC DRAWER FRONT  
Shown in Walnut, Natural  
O M C A RB W MDF

- AVAILABLE SPECIES:**
- O = Oak
  - M = Maple
  - C = Cherry
  - RC = Rustic Cherry
  - A = Alder
  - RA = Rustic Alder
  - RB = Red Birch
  - W = Walnut
  - MDF = Medium Density Fiberboard



**SHAKER WIDE**  
Shown in Maple, Saddle  
O M C A RB MDF



**SHAKER WIDE**  
5-PC DRAWER FRONT  
Shown in Red Birch,  
Natural  
O M C A RB MDF



**STICKLEY**  
Shown in Wings,  
Brown Glaze  
O M C RC A RA RB



**STICKLEY**  
5-PC DRAWER FRONT  
Shown in Rustic Alder,  
Natural  
O M C RC A RA RB




**STICKLEY WIDE**  
Shown in Oak, Chestnut  
O M C RC A RA RB



**STICKLEY WIDE**  
5-PC DRAWER FRONT  
Shown in Oak, Nutmeg  
O M C RC A RA RB



**WICKER PARK**  
Shown in Cherry,  
Coastal Grey  
O M C RC A RA RB



**WICKER PARK**  
5-PC DRAWER FRONT  
Shown in Blue Ash  
O M C RC A RA RB



**WINCHESTER**  
5-PC DRAWER FRONT  
Shown in Maple, Briarwood  
O M C RC A RA RB

**Raised Panel Wood Door Styles**



**ASHVILLE**  
Shown in Maple, Bordeaux, Brown Glaze  
O M C RC A RA RB



**BOSTON**  
Shown in Pebble Grey  
O M C RC A RA RB



**BOSTON**  
5-pc DRAWER FRONT  
Shown in Maple, Nutmeg, Brown Glaze  
O M C RC A RA RB



**BRUNSWICK**  
Shown in Red Birch, Natural  
O M C RC A RA RB



**EVANSTON**  
Shown in Mineral Grey, Brown Glaze  
O M C RC A RA RB



**EVANSTON**  
5-PC DRAWER FRONT  
Shown in Blue Ash, Brown Linen  
O M C RC A RA RB



**FAIRLAWN**  
Shown in Alder, Natural  
O M C RC A RA RB



**FAIRLAWN**  
5-PC DRAWER FRONT  
Shown in Rustic Cherry, Chestnut  
O M C RC A RA RB



**LIBERTY**  
Shown in Vintage Stone  
O M C RC A RA RB



**LIVINGSTON**  
Shown in Cherry, Peppercorn  
O M C RC A RA RB



**MANHATTAN WIDE**  
Shown in Network Grey, Nickel Glaze  
O M C RC A RA RB



**MOUNT VERNON**  
Shown in Red Birch, Golden  
O M C RC A RA RB



**OLD SALEM WIDE**  
Shown in Maple, Natural, Nickel Glaze  
O M C RC A RA RB



**PERTH AMBOY**  
Shown in Arctic White  
O M C RC A RA RB



**PLYMOUTH**  
Shown in Cherry, Briarwood  
O M C



**RAISED**  
Shown in Cherry, Cocoa  
M C



**RAISED**  
5-PC DRAWER FRONT  
Shown in Maple, Amber  
M C



**ROYALTON**  
Shown in Vintage Lunar Gray  
O M C RC A RA RB



**ROYALTON**  
5-PC DRAWER FRONT  
Shown in Vintage Lunar Gray  
O M C RC A RA RB



**YORK**  
Shown in Cherry, Caramel, Brown Glaze  
O M C

- AVAILABLE SPECIES:**
- O = Oak
  - M = Maple
  - C = Cherry
  - RC = Rustic Cherry
  - A = Alder
  - RA = Rustic Alder
  - RB = Red Birch
  - W = Walnut
  - MDF = Medium Density Fiberboard

## Wood Species and Stains

We are pleased to offer you an incredible selection of wood species for your cabinets which you can dress up with our most popular stains. From dark and rich to light

and bright to not-so-common, explore your options to pinpoint the combination that makes you feel right at home.

### Maple

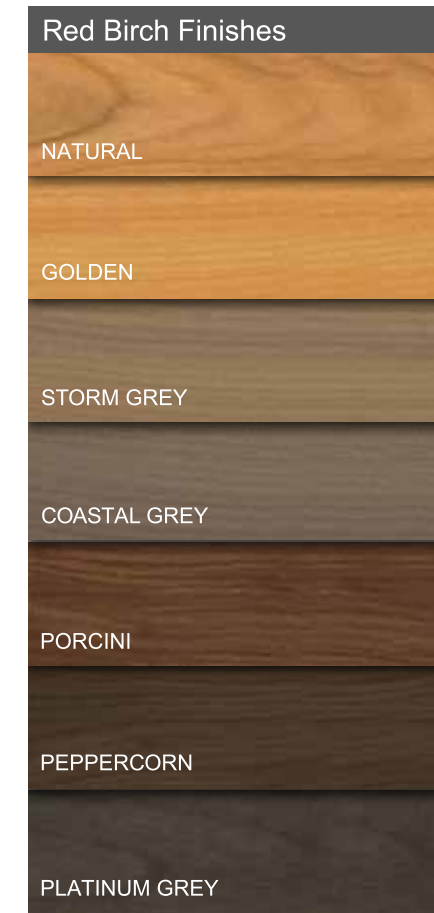
Ranges in color from creamy white to off-white sapwood, tinged occasionally with slight red-brown heartwood. Very hard, heavy, and strong wood. Closed grain with uniform texture takes finish well. Very resistant to abrasive wear.

### Red Birch

Color ranges from light red-brown to pink heartwood and creamy white to yellow sapwood. Hard wood, medium weight, very durable and strong. Uniform, fine grain has small pores and takes finish very well.

### Oak

Light tan to brown heartwood and creamy white to gray sapwood. Very hard, dense and heavy wood. Moderately open grain takes finish well. Resists effects of the environment well.



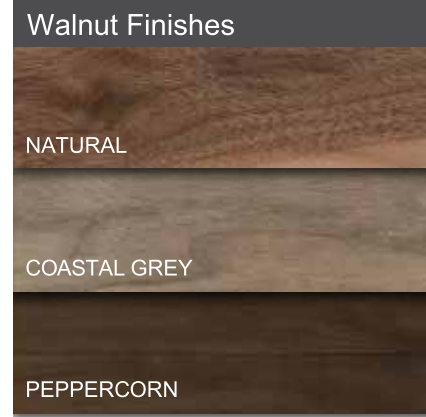
Not all colors and finishes are available on all door styles. See designer for details. Finishes shown represent the scope of the offering and should not be used for color matching. UltraCraft recommends ordering a sample door, to see the best representation of your selected color and finish on your door style, before ordering cabinetry. Sample doors are more accurate than printed literature or designer's color chips.



## Wood Species and Stains, cont.

### Walnut

A dense, fine-grained hardwood ranging in color from light to dark chocolate brown. It is warm, rich in color and finishes well.



### Alder

Light tan, slightly soft, closed-grain hardwood that accepts stains well.



### Rustic Alder

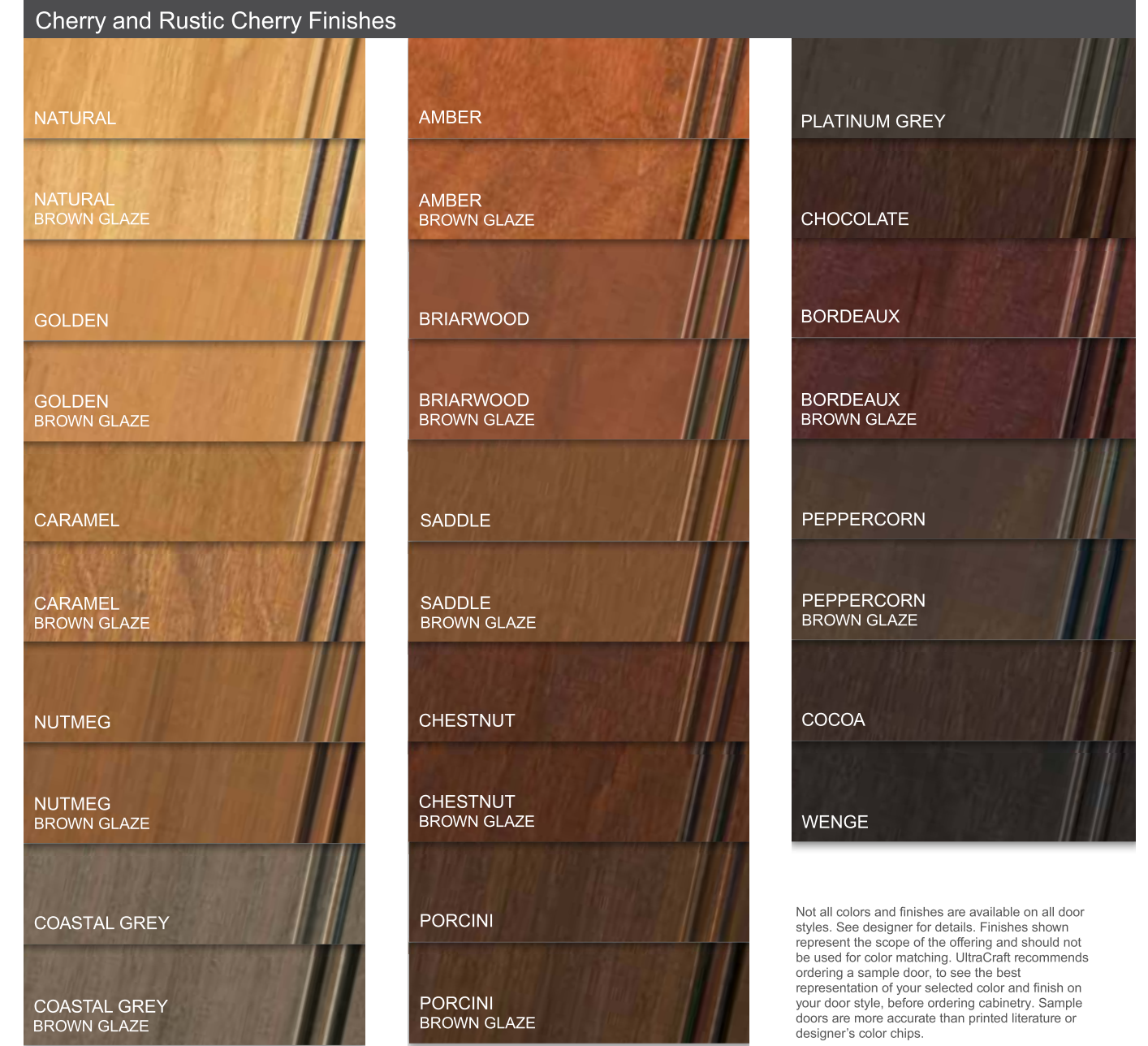
A light and slightly soft hardwood with color varying from white and light tan to pale, pinkish brown. Tight knots, pitch pockets, and character marks add personality.

### Cherry

Colors range from red to deep red-brown heartwood and white to yellow sapwood. Medium density. Fine, closed grain takes light finishes well. Red color will darken richly with age.

### Rustic Cherry

Enjoy all the characteristics of Cherry but with even more natural beauty. Tight knots, pitch pockets, and character marks enhance the visual appeal.



Not all colors and finishes are available on all door styles. See designer for details. Finishes shown represent the scope of the offering and should not be used for color matching. UltraCraft recommends ordering a sample door, to see the best representation of your selected color and finish on your door style, before ordering cabinetry. Sample doors are more accurate than printed literature or designer's color chips.

## Wood Species and Stains

Choosing a door style is just the beginning for a custom Wood kitchen. If you've chosen a stain finish you can stop right there or customize with a glaze, distressing or a combination.

If you choose one of our popular paint colors or a custom paint color, you can layer in a glaze, a Linen glaze, or one of our distressing packages – Aged, Rubbed, Heritage, Vintage – for an even more custom and richer look.



### Paint

Classic, solid-color paint on primed wood. Available on Maple or MDF and with Standard or Low Sheen.



### Heritage

A combination of Rubbed and Aged detailing. Available on paints. Always with Low Sheen.



### Glaze

Wood is painted or stained, then distressed if preferred. Mocha, Nickel or Brown glaze is hand-applied and rubbed away leaving glaze collected in crevices unique to each door style.




### Rubbed

Primed, painted wood is randomly sanded to reveal bare edges and high points, then sealed with a clear top coat. Add Glaze if available (no Linen, please). Always with Low Sheen.



### Worn

A blend of rasping, stress cracks, worm holes, dents, and smoothly worn edges. Available on stains with Low Sheen.



### Aged

Painted or stained wood is randomly dented with special tools to cause stress cracks, and sealed with a clear top coat.

## Custom Paint Colors

Don't see what you want in our paint colors? Bring us a paint swatch or a sample of the item you want to match, and our Color Masters will produce a custom paint just for you. Then we'll produce a full-sized sample door in the style you choose so you can take it home and make sure you love it.



Due to the inevitable and natural movement of wood, paint finishes may show some cracking at joints. This is not considered a defect.

Backs of doors are painted or stained, but not glazed or distressed.

Hand-applied glazing and distressing are custom effects and will be slightly different on each application. Ordering a sample door is recommended.

Aged, Worn and Heritage finishes not available on doors with veneer panels.

Not all colors and finishes are available or recommended on all door styles. See designer for details. Finishes shown represent the scope of the offering and should not be used for color matching. JT Cabinetry recommends ordering a sample door, to see the best representation of your selected color and finish on your door style, before ordering cabinetry. Sample doors are more accurate than printed literature or designer's color chips.

## Wood Specialty Finishes, cont.

| Paint Colors              |                          |                          |                           |
|---------------------------|--------------------------|--------------------------|---------------------------|
| ARCTIC WHITE              | EGGSHELL                 | PEBBLE GREY              | NETWORK GREY              |
| ARCTIC WHITE BROWN GLAZE  | EGGSHELL BROWN GLAZE     | PEBBLE GREY BROWN GLAZE  | NETWORK GREY BROWN GLAZE  |
| ARCTIC WHITE MOCHA GLAZE  | EGGSHELL MOCHA GLAZE     | PEBBLE GREY MOCHA GLAZE  | NETWORK GREY NICKEL GLAZE |
| ARCTIC WHITE NICKEL GLAZE | EGGSHELL NICKEL GLAZE    | PEBBLE GREY NICKEL GLAZE | MINERAL GREY              |
| SIMPLY WHITE              | BALBOA MIST              | URBAN GRAY               | MINERAL GREY BROWN GLAZE  |
| SIMPLY WHITE BROWN GLAZE  | BALBOA MIST BROWN GLAZE  | URBAN GRAY BROWN GLAZE   | MINERAL GREY NICKEL GLAZE |
| SIMPLY WHITE MOCHA GLAZE  | BALBOA MIST MOCHA GLAZE  | URBAN GRAY NICKEL GLAZE  | PEPPER                    |
| SIMPLY WHITE NICKEL GLAZE | BALBOA MIST NICKEL GLAZE | CREEKSTONE               | PEPPER BROWN GLAZE        |
| WINGS                     | REPOSE GREY              | CREEKSTONE BROWN GLAZE   | PEPPER MOCHA GLAZE        |
| WINGS BROWN GLAZE         | REPOSE GREY BROWN GLAZE  | CREEKSTONE MOCHA GLAZE   | PEPPER NICKEL GLAZE       |
| WINGS MOCHA GLAZE         | REPOSE GREY MOCHA GLAZE  | CREEKSTONE NICKEL GLAZE  | BLUE ASH                  |
| WINGS NICKEL GLAZE        | REPOSE GREY NICKEL GLAZE | STONE                    | BLUE ASH BROWN GLAZE      |
| MELTED BRIE               | LUNAR GRAY               | STONE BROWN GLAZE        | BLUE ASH NICKEL GLAZE     |
| MELTED BRIE BROWN GLAZE   | LUNAR GRAY BROWN GLAZE   | STONE MOCHA GLAZE        | BOTTLE GREEN              |
| MELTED BRIE MOCHA GLAZE   | LUNAR GRAY MOCHA GLAZE   | STONE NICKEL GLAZE       | BOTTLE GREEN BROWN GLAZE  |
| MELTED BRIE NICKEL GLAZE  | LUNAR GRAY NICKEL GLAZE  | MOON BAY                 | BOTTLE GREEN MOCHA GLAZE  |
| BEACH WHITE               | RAG & BONE               | MOON BAY BROWN GLAZE     | BOTTLE GREEN NICKEL GLAZE |
| BEACH WHITE BROWN GLAZE   | RAG & BONE BROWN GLAZE   | MOON BAY MOCHA GLAZE     | BLACK                     |
| BEACH WHITE MOCHA GLAZE   | RAG & BONE MOCHA GLAZE   | MOON BAY NICKEL GLAZE    |                           |
| BEACH WHITE NICKEL GLAZE  | RAG & BONE NICKEL GLAZE  |                          |                           |

**Wood Specialty Finishes, cont.**

**Linen Finishes**

Primed and painted wood is lightly hand-brushed with glaze creating a linear, brushed look. Available on Maple or MDF with Standard or Low Sheen.



*Network Grey with Nickel Linen shown on the Lakeway door*

| Linen Wood Finishes |                   |
|---------------------|-------------------|
| WITH BROWN LINEN    | WITH NICKEL LINEN |
| ARCTIC WHITE        | ARCTIC WHITE      |
| SIMPLY WHITE        | SIMPLY WHITE      |
| WINGS               | WINGS             |
| MELTED BRIE         | MELTED BRIE       |
| BEACH WHITE         | BEACH WHITE       |
| EGGSHELL            | EGGSHELL          |
| PEBBLE GREY         | PEBBLE GREY       |
| BALBOA MIST         | BALBOA MIST       |
| REPOSE GREY         | REPOSE GREY       |
| LUNAR GRAY          | LUNAR GRAY        |
| RAG & BONE          | RAG & BONE        |
| URBAN GRAY          | URBAN GRAY        |
| NETWORK GREY        | NETWORK GREY      |
| CREEKSTONE          | CREEKSTONE        |
| STONE               | STONE             |
| MOON BAY            | MOON BAY          |
| MINERAL GREY        | MINERAL GREY      |
| PEPPER              | PEPPER            |
| BLUE ASH            | BLUE ASH          |
| BOTTLE GREEN        | BOTTLE GREEN      |

| Vintage Wood Finishes |                      |
|-----------------------|----------------------|
| VINTAGE ARCTIC WHITE  | VINTAGE URBAN GRAY   |
| VINTAGE SIMPLY WHITE  | VINTAGE NETWORK GREY |
| VINTAGE WINGS         | VINTAGE CREEKSTONE   |
| VINTAGE MELTED BRIE   | VINTAGE STONE        |
| VINTAGE BEACH WHITE   | VINTAGE MOON BAY     |
| VINTAGE EGG SHELL     | VINTAGE MINERAL GREY |
| VINTAGE PEBBLE GREY   | VINTAGE PEPPER       |
| VINTAGE BALBOA MIST   | VINTAGE BLUE ASH     |
| VINTAGE REPOSE GREY   | VINTAGE BOTTLE GREEN |
| VINTAGE LUNAR GRAY    | VINTAGE BLACK        |
| VINTAGE RAG & BONE    |                      |



**Vintage Finishes**

Primed and painted wood is treated with an innovative blend of light glazing, rasping, rub-off, worm holes, stress cracks, dents and smooth worn edges, then sealed with a clear top coat. Available in any paint color on Maple with Low Sheen.



*Vintage Lunar Gray shown on the Royalton door*

Backs of doors are painted but not glazed or distressed.  
 Hand-brushed Linen glaze and hand-applied distressing are custom effects and will be slightly different on each application. Ordering a sample door is recommended.  
 Vintage finishes are not available on doors with veneer panels.  
 Not all colors and finishes are available or recommended on all door styles. See designer for details. Finishes shown represent the scope of the offering and should not be used for color matching. JT Cabinetry recommends ordering a sample door, to see the best representation of your selected color and finish on your door style, before ordering cabinetry. Sample doors are more accurate than printed literature or designer's color chips.



# Deluxe Veneer Program

Looking for extraordinarily beautiful cabinet doors in an eco-friendly material? Our Deluxe Veneers made of Bamboo or Rift Cut Oak bring you exotic looks from sustainable sources.

Fast-growing Bamboo is both renewable and sustainable. Our Bamboo veneer is made by thinly slicing blocks of compressed Bamboo shoots, giving each veneer a textured surface and original

aesthetic patterns made from growth joints and grains. Bamboo is exceptionally durable with low maintenance.

Cut into a log perpendicular to its growth rings – a rift cut – and the result is lumber with a linear grain pattern. Our Rift Cut Oak veneers are made by combining pieces of dyed rift-cut oak to form a wood block of intentional grain and color. Thinly slicing the block produces veneers

which mimic the look of uncommon wood species.

We apply these veneers to a slab-style door to make an extremely stable cabinet door, virtually unaffected by changes in temperature and humidity.


Make a bold visual statement with our Deluxe Veneers. They'll be the centerpiece of your kitchen and your conversations.



SLAB  
SHOWN IN BAMBOO  
CHOCOLATE VERTICAL



SLAB  
SHOWN IN RIFT CUT OAK  
NATURAL HORIZONTAL



Not all colors and finishes are available on all door styles. See designer for details. Finishes shown represent the scope of the offering and should not be used for color matching. JT Cabinetry recommends ordering a sample door, to see the best representation of your selected color and finish on your door style, before ordering cabinetry. Sample doors are more accurate than printed literature or designer's color chips.



## Thermofoil Program

Our Thermofoil doors bring you easy maintenance, long-lasting durability and beautiful styles, colors and finishes, making this option one of the best values in cabinetry.


Made by the heat-and-vacuum application of a rigid vinyl to a door form made of medium-density fiberboard (MDF), Thermofoil doors provide a flawless finish with a clean, smooth surface and superior stability.

Standard Finishes range from white to gray to nut browns while our Premium Finishes provide more visual interest with striking faux wood patterns, deep colors, high-gloss and textured finishes.

Thermofoil is low maintenance due to its moisture-, chip-, and stain-resistant finishes. Its easy care is appealing to many busy families. For most kitchen splatters and spills, Thermofoil cabinets can be easily wiped clean with a soft damp cloth.

Door styles range from traditional raised-panel looks to modern square and rounded-edge slabs with transitional, recessed-panel and Shaker styles in between. High-gloss and horizontal grains on a slab-style door shout urban contemporary, but solid colors on a door with a center panel captures the beauty of classic painted wood at a much lower cost.

# Thermofoil Program




**ADRIATIC**  
Shown in Dark Ebony II  
High Gloss Horizontal  
  
Available in all  
Thermofoil finishes



**CELLINI**  
Shown in Silver Walnut  
  
Available in all  
Thermofoil finishes



**EASTOVER**  
Shown in Haze SuperMatte  
  
Available in Matte White,  
Satin White, Shark, Clay,  
Coal, Haze and Mink



**EASTOVER**  
MATCHING DRAWER FRONT  
Shown in Coal SuperMatte  
  
Available in Matte White,  
Satin White, Shark, Clay,  
Coal, Haze and Mink



**GRECO**  
Shown in Matte White  
  
Available in Matte White,  
Satin White, Shark, Clay,  
Coal, Gloss White, Haze  
and Mink



**LEXINGTON**  
Shown in Mink  
  
Available in Matte White,  
Satin White, Clay, Coal,  
Haze and Mink



**LEXINGTON**  
MATCHING DRAWER FRONT  
Shown in Clay  
  
Available in Matte White,  
Satin White, Clay, Coal,  
Haze and Mink



**MISSION II**  
Shown in Shark  
  
Available in Matte White,  
Satin White, Shark, Clay,  
Coal, Haze and Mink



**MISSION II**  
MATCHING DRAWER FRONT  
Shown in Satin White  
  
Available in Matte White,  
Satin White, Shark, Clay,  
Coal, Haze and Mink



**PASADENA**  
Shown in Gloss White  
  
Available in Matte White,  
Satin White, Shark, Silver  
Walnut, Clay, Dark Ebony  
II, Gloss Steel, Gloss White,  
Lead Walnut and Mink

## Premium Finishes

HAZE  
SUPERMATTE

COAL  
SUPERMATTE

CLAY

MINK

GLOSS WHITE  
HIGH GLOSS

GLOSS STEEL  
HIGH GLOSS

LEAD WALNUT  
HIGH GLOSS HORIZONTAL

LEAD WALNUT  
HIGH GLOSS VERTICAL

DARK EBONY II  
HIGH GLOSS HORIZONTAL

DARK EBONY II  
HIGH GLOSS VERTICAL

## Standard Finishes

MATTE WHITE

SATIN WHITE

SILVER WALNUT

SHARK



Not all colors and finishes are available on all door styles. See designer for details. Finishes shown represent the scope of the offering and should not be used for color matching. JT Cabinetry recommends ordering a sample door, to see the best representation of your selected color and finish on your door style, before ordering cabinetry. Sample doors are more accurate than printed literature or designer's color chips.



## Textured Melamine Program

Smooth is not the only option any longer. Textured Melamine is becoming one of the most popular options for today's homeowners. Choose the 3D character and feel of a wood door but in a product that's easy to care for and affordably priced.

Modern technology has made melamine an incredibly attractive option in both price and look. Textured Melamine doors are made by thermally fusing

a printed, textured paper that is covered in resin to a door form made of medium-density fiberboard (MDF). The result is a durable, low maintenance finish with an exciting texture that simulates a variety of real woods.

Our offering of Textured Melamine includes six popular door styles which you can combine with an array of colors, wood grains, horizontal or vertical grain directions and degrees of texture. Our Subtly Textured

options provide the look and feel of fine-textured wood grains such as Elm, Oak, Walnut and Ash. And our Dynamically Textured selection has a more extreme texture to mimic the feel of coarser woods.

If you want to create a warm, inviting room but prefer a wood-alternative product that can stand up to your life at home, try Textured Melamine.

## Textured Melamine Program



**KITTY HAWK\***  
5-PC DOOR AND  
DRAWER FRONT  
Shown in Vineyard Oak



**KITTY HAWK\***  
5-PC DOOR w/SLAB  
DRAWER FRONT  
Shown in Rift White Pine



**MARTIN\***  
3-PC DOOR w/3-PC  
DRAWER FRONT  
Shown in Wired Silver



**METROPOLIS**  
Shown in  
Flame Oak Vertical



**PIPER**  
Shown in Light  
Carbonite Horizontal

### Subtly Textured The look and feel of fine-textured wood grain

#### VERTICAL

SILVER ELM  
ME

FLAME OAK  
ME

ARGENT OAK  
KH ME MA

BURNISHED WALNUT  
ME

EBONY ASH  
ME

#### HORIZONTAL

SILVER ELM  
ME

FLAME OAK  
ME

ARGENT OAK  
ME

BURNISHED WALNUT  
ME

EBONY ASH  
ME

### Dynamically Textured – The look and texture of coarse wood

DRIFT WHITE  
KH MA P

RAW COTTON  
KH MA P

GLACIER  
KH P

RIFT WHITE PINE  
KH MA P

SIENNA  
KH P

RECLAIMED GREY  
KH MA P

STRAND PINE  
KH MA P

HIMALAYAN  
KH P

WIRED SILVER  
KH MA P

KONA  
KH MA P

WIRED BROWN  
KH MA P

HUSK  
KH MA P

LIGHT CARBONITE  
KH MA P

VINEYARD OAK  
KH MA P

CYPRESS GOLD  
KH MA P

ECLIPSE  
KH P

CHARRED  
P

ARCHICRETE  
P

DRIFT WHITE  
P

RAW COTTON  
P

GLACIER  
P

RIFT WHITE PINE  
P

SIENNA  
P

RECLAIMED GREY  
P

STRAND PINE  
P

HIMALAYAN  
P

WIRED SILVER  
P

KONA  
P

WIRED BROWN  
P

HUSK  
P

LIGHT CARBONITE  
P

VINEYARD OAK  
P

CYPRESS GOLD  
P

ECLIPSE  
P

CHARRED  
P

\* Kitty Hawk and Martin door styles feature both vertical and horizontal grain direction which cannot be altered.

Not all colors and finishes are available on all door styles. See designer for details. Finishes shown represent the scope of the offering and should not be used for color matching. JT Cabinetry recommends ordering a sample door, to see the best representation of your selected color and finish on your door style, before ordering cabinetry. Sample doors are more accurate than printed literature or designer's color chips.

FINISH AVAILABILITY BY DOOR STYLE:  
KH = KITTY HAWK, MA = MARTIN,  
ME = METROPOLIS, P = PIPER





## Eurotek Program



CAPE MAY  
Shown in Grey Opal




CLERMONT  
Shown in Espresso

### Cape May and Clermont Finishes



BRIGHT WHITE



ALABASTER



ESPRESSO



GREY MIST



GREY OPAL



WHITE CYPRESS




JAMESTOWN  
Shown in Dove White



PHILADELPHIA  
Shown in Dove White

### Jamestown and Philadelphia Finishes




DOVE WHITE

# Eurotek Program

The Eurotek Program is a cost-effective solution for achieving the look of wood doors in a quality, low maintenance alternative. You get the benefits of high-style wood aesthetics, in a high-value product.

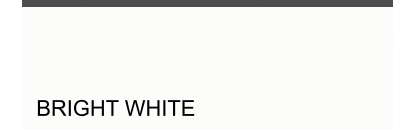
The wood simulation is created by permanently laminating printed Eurotek veneer to a durable door constructed of medium-density fiberboard (MDF). This process eliminates expansion and contraction and color variances associated with solid wood.

Eurotek not only has a consistent, authentic wood look, but you'll also enjoy the color-fast, durable finish of this smart product. It is beautiful, durable and affordable. Feel proud and excited about your kitchen, bath or living spaces, without breaking the bank.

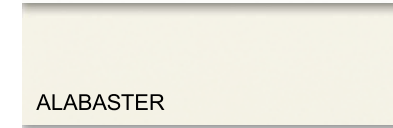


LAKEHURST  
Shown in Bright White

### Lakehurst Finishes



BRIGHT WHITE



ALABASTER

Finishes shown represent the scope of the offering and should not be used for color matching. JT Cabinetry recommends ordering a sample door, to see the best representation of your selected color and finish on your door style, before ordering cabinetry. Sample doors are more accurate than printed literature or designer's color chips.



## Style Meets Performance

With JT Cabinetry cabinetry style runs deeper than door styles and finishes. You have choices in the construction of your cabinets as well. Choose an All-Plywood or Engineered Furniture Core box dressed in White, Light Grey or Neutral Woodgrain easy-clean Melamine. Work with your designer for the best ideas, as not all options are available with all door styles.

## Drawers and Pull-outs with Soft Close Style

### Metal Drawers with Soft Close

Drawer sides are fingerprint-free with the look of stainless steel while the bottom and back are moisture-resistant, grey melamine. Full-extension, undermounted Soft Close glides are built-in, have an 88-pound dynamic-load rating and a lifetime manufacturer's warranty.

To keep your overall look sleek and hardware-free, add Touch-To-Open. Open the drawer by gently pressing on the drawer front.

### Metal Pull-outs with Soft Close

Metal Pull-outs have the same state-of-the-art construction, glides and warranty as our metal drawers, but are not available with Touch-To-Open.

### Wood Dovetail Drawers with Soft Close

Our Wood Dovetail drawer box has solid wood sides, front and back, with classic dovetail joinery at each corner, and a fully-captured bottom, all in Birch or Walnut in Natural finish. Soft close, full-extension,


undermounted glides have a 100-pound dynamic-load rating and a lifetime manufacturer's warranty.

### Wood Dovetail Pull-outs with Soft Close

These have the same superior quality construction, glides and warranty as our dovetail drawers.

## Over Style

Seneca, our lowest-price door style, is available in White Melamine for almost any utilitarian storage application. There's nothing fancy here, folks. Seneca is just a good-looking, hard-working, easy-to-clean door to hide your stuff.

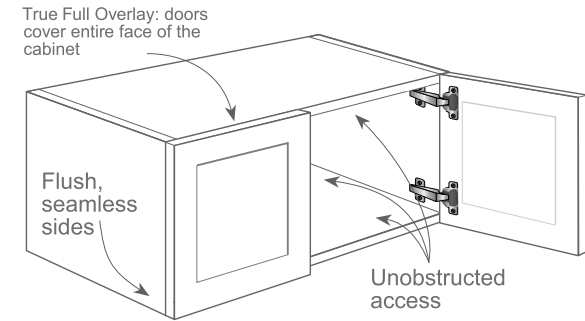


SENECA

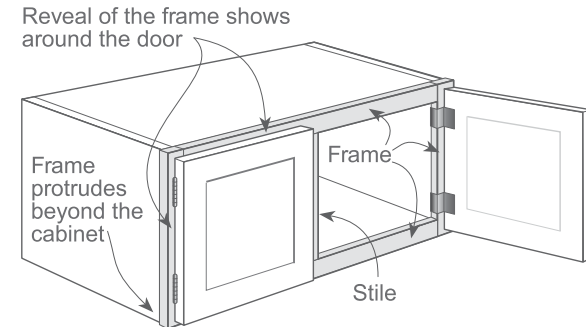
# JT Cabinetry Advantages

At a quick glance, all cabinets look pretty much the same. We invite you to take a closer look. Compare our full access construction to other cabinets and discover the value of JT Cabinetry.

## JT Cabinetry Full Access Construction



## Framed Construction



## JT CABINETRY FULL ACCESS CABINETRY

### A TRUE FULL OVERLAY LOOK



A full access, or frameless, cabinet has no frame attached to the front of the cabinet. The doors are attached to the inside walls of the cabinet and cover the entire face of the cabinet. This is called true full overlay, and it's key to a clean, contemporary look.

### OTHER CABINET CHOICES

There are several quality framed cabinet choices, but none will give you a true full overlay look. In framed construction, the doors are attached to the face frame. The frame, in some amount (called a reveal), will always be visible around the edges of the door. This is illustrated above.

### A CLEAN, MODERN BUILD



JT Cabinetry is built with seamless flush sides and seamless flush floors. This creates the cleanest, most contemporary look available.

Many lines offer flush sides and flush floors. Ask your designer if there is an upcharge, and if the construction method leaves a seam.

### DESIGN STYLES



Your cabinetry full access kitchen can be traditional, transitional, contemporary and everything in between. Choose from Wood, Deluxe Veneer and more.

Cabinet material choices will vary from brand to brand, from very limited (for example, just one wood species, or one material), Your JT designer will assist you in identifying the material that will fit your budget and best convey the style you wish for your home.

### PREMIUM FURNITURE FINISHES



Find your dream kitchen here! Select from our comprehensive palette of stains, paints, custom paints, glazes and artisan finishes – Aged, Rubbed, Vintage, Heritage, Worn and Linen – all at no or low upcharges. Top off our 14-step finishing process with no-charge Low Sheen top coat for a fine furniture finish.

Every manufacturer has its own finishing process and quality standards. Your designer will help you identify the cabinet line capable of creating the look you want within your budget. Note, the only way to be confident in the quality of the finish is to order a sample door with your choices.

## ULTRACRAFT FULL ACCESS CABINETRY

### FIRST-CLASS QUALITY DRAWER SYSTEMS



We proudly offer three drawer system choices, each with Blum® soft close, full-extension glides: Wood Dovetail Drawers and Pull-outs, Metal Drawers and Pull-outs, and Metal Drawers with Touch-To-Open.

### OTHER CABINET CHOICES

There are many drawer systems available with different features and quality levels. Wood dovetail drawers are common on all quality cabinetry. Metal drawers are growing in popularity, especially for a contemporary feel. Always visit a showroom and test the drawers in person.

### SOFT CLOSE DOORS AND DRAWERS



No more slamming doors and drawers, they close themselves! Our standard construction includes drawers and doors with soft close action built in. We use Blum® hardware, the best available, and there is no upcharge.

For any cabinet line you are considering, ask your designer if soft close on both doors and drawers is included, or if there is an extra charge for this feature.

### DURABLE, ADJUSTABLE HINGES



Only the best. Blum® hinges are adjustable six ways, so as heat and humidity change with the seasons, you can keep doors straight and true. These concealed hinges are also "clip on," so should you ever need to remove and replace the doors, it's easy as pie.

Not all cabinet manufacturers choose the best hinges. Some material and manufacturing and installation methods are inferior. The hinges can be difficult to adjust and may not stand up to active household use.

### FULL-DEPTH, ADJUSTABLE SHELVES



Shelves in JT Cabinetry are full depth. They are adjustable up and down, so you can arrange the cabinet space to suit your needs.

Half-depth shelves decrease the available storage space. Non-adjustable shelves offer no ability to tailor shelving to the contents.

### MORE STORAGE SPACE



Face frames take up space, so it's natural that frameless cabinets offer more space—up to 15% more storage space! Consider buying those new serving dishes you've had your eye on.

A face frame reduces the inside depth of the cabinet, and requires narrower drawer boxes, reducing available storage space.

### PERFORMANCE CONSTRUCTION



Choose All-Plywood or Engineered Furniture Core construction. Both are durable and strong. 5/8"-thick, machine-fitted back panels provide structural integrity and make for easier installation. Our sturdy, 3/4"-thick shelves use metal shelf clips.

Most lines offer choices of construction materials. Keep in mind, back panels that are only 1/4" thick or 3/8" thick limit the placement of installation screws.

## ULTRACRAFT FULL ACCESS CABINETRY

### MOISTURE PROTECTION




To protect our cabinets against moisture, we cover tops, bottoms and sides—inside and out—with moisture-resistant, thermally-fused melamine. Cabinet end panels are edgebanded on all edges: front, back, bottom and top.

### EASY CLEANING



Inside and outside surfaces in a full access cabinet are smooth, unobstructed and easily cleaned. Additionally, our cabinet box is protected with melamine which is moisture- and scratch-resistant, and impedes the growth of bacteria.

### CUSTOM MODIFICATIONS



JT Cabinetry will modify a cabinet's width, height and depth, for no charge, up to the next standard size cabinet. Finished Ends are available at no charge, as are Finished Interiors, a great option for cabinets with glass doors, or no doors at all.

### 10 YEAR LIMITED WARRANTY



We warrant to the original purchaser that our products will be free from manufacturer defects for 10 years from the date of purchase.

### AMERICAN CRAFTSMANSHIP



JT Cabinetry is manufactured in Massachusetts, in the heart of the country's furniture manufacturing industry, from domestically and globally sourced components.

## OTHER CABINET CHOICES

For the lines you are considering, ask your designer if the construction method and material exposes the backs and bottoms of base cabinets to moisture. Some lines use a covering of paper or vinyl which can peel, or use wood veneer, which is not moisture resistant.

Face frames create a lip around the cabinet opening, catching debris as you try to wipe it away.

Stock cabinet lines are off-the-shelf solutions and don't allow modifications. Semi-custom and custom lines do offer modifications, but often with limited options and extra costs. Ask your designer which lines expand your budget with no charge modifications.

## ARCHITECTURAL SPECIFICATIONS

### CABINET BOX:

- 1 Cabinetry is manufactured with 5/8" thick environmentally-friendly EPP-certified engineered furniture core or plywood panels
- 2 Dowel-and-glue joinery and fully-captured, machine-fitted back panel
- 3 Flush bottom, top and finished ends for a furniture-like appearance and easy installation
- 4 Footed mouldings and light rails secure to flush tops and bottoms of Wall cabinets
- 5 Full-width stretchers, front and rear, provide solid support and mounting surface for counter tops
- 6 Toe-space blocking, front and rear, for strength and optional, coordinating Toe Kick cover

### EXTERIOR:

- 7 Tops, bottoms and unfinished ends are covered in White, Grey or Neutral Woodgrain melamine, providing complete coverage of the engineered wood core. Finished Ends, Finished Interiors and Panels are covered in color-coordinated material
- 8 Front edges have matching wood or coordinating PVC edgebanding; Tops, bottoms and backs of End Panels are also edgebanded

### INTERIOR:

- 9 Standard White, Grey or Neutral Woodgrain melamine interior; optional coordinating interior is available

### SHELVING:

- 10 3/4"-thick, adjustable, full-depth shelving with edgebanding and metal shelf clips

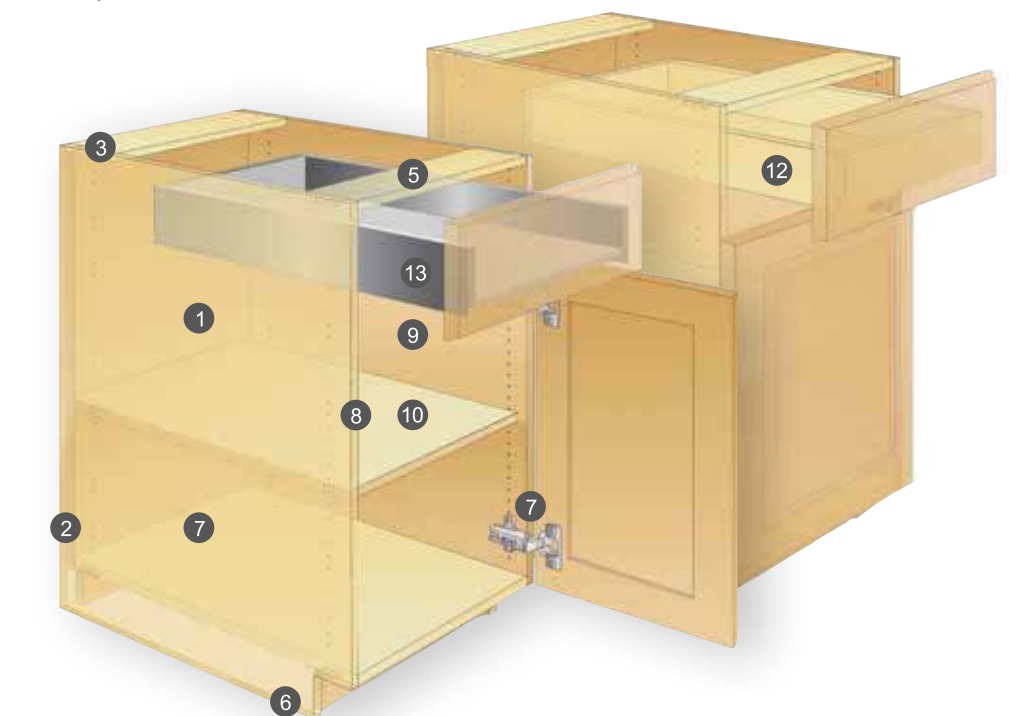
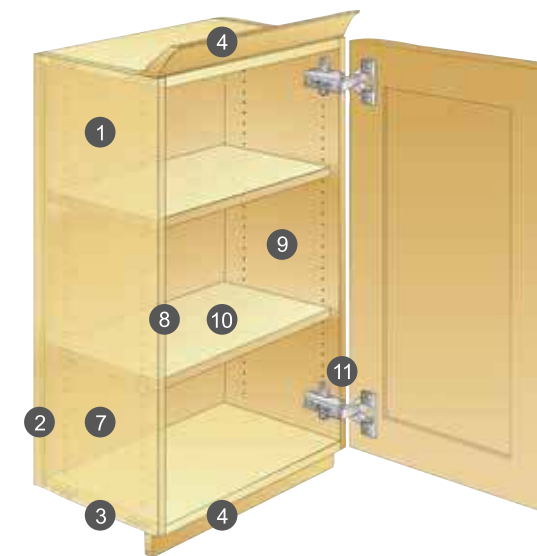
### HINGES:

- 11 Steel, fully-concealed, clip-on/off, self-closing, 110°, 6-way-adjustable hinge with a lifetime manufacturer's warranty and soft close operation

### DRAWER SYSTEMS:

- 12 Wood Dovetail Drawer with Soft Close
- 13 Metal Drawer with Soft Close

Box is 5/8" thick, solid wood on all four sides, dovetail joinery at each corner and 1/4" thick, fully-captured bottom, all in a Natural finish. Soft Close glides allow smooth and silent closing. Glides are a full-extension, tandem, undermount system with 100 lb. static / 90 lb. dynamic load rating. Standard on cabinets with all door styles except UltraLux. Wood Dovetail Pull-outs with Soft Close are available as an upgrade.



- 13 Metal Drawer with Soft Close

Standard on cabinets with UltraLux door styles. Available as an upgrade with all other door styles.

- 13 Metal Drawer with Soft Close and Touch-To-Open

An upgrade for cabinets with any door style. Open the drawer by pressing on the drawer front; eliminate the need for decorative hardware.

The box for both Metal Drawers is the Blum Legrabox. Sides are fingerprintless metal with stainless steel look. Bottom and back are 5/8"-thick grey melamine. Soft Close glides are a built-in, full-extension undermount system with 125 lb. static / 110 lb. dynamic load rating. Metal Pull-outs with Soft Close are available as an upgrade.

All drawer glides have a lifetime manufacturer's warranty



Printed images should not be used for color matching.

## JT Cabinetry Advantages

- Hundreds of doors in every popular material, finish and style from traditional to ultra-modern
- Soft Close Drawers and Doors
- First class Wood Dovetail and Metal Drawer systems
- Free, custom size modifications for most cabinets; ask your designer for details
- Designer colors and modern Low Sheen finish at no upcharge
- Custom paint colors
- Popular paint, glaze, linen and distressed finishes at low upcharges
- All-Plywood or Engineered Furniture Core construction
- Full Access construction means more storage, easy-to-clean, and precise alignment
- Full-depth, adjustable shelves
- Made in America from domestically- and globally-sourced components



JOKTAN T. CABINETRY  
kitchens and bathrooms

857-930-5183 · [joktancabinetry.com](http://joktancabinetry.com)